




FERPA for Students

The Family Educational Rights and Privacy Act sets forth requirements regarding the privacy of student records and affords students certain rights with respect to their education records.

Approving Requested Access

If you have a request outstanding in the South Alabama Family Connection, you'll receive an email that looks like this. You can click on the "Click here to approve this request" button if you would like to share information with the requestor.



You have a new connection request!

April 14, 2025

Dear A [REDACTED],

[REDACTED] is requesting your consent and permission to access your educational records. You may approve or decline this request, and you may revoke permissions at any time.

[Click here to approve this request](#)

[REDACTED] is requesting access to the following educational resources:

- **Class Schedule/Enrollment Information**
View student course schedule, credit hours, and other status information including degree, major and class year.
- **Grade(s) Information**
View student course grades.
- **Financial Aid Information**
View a list of student financial aid awards, the expected amount offered and whether the payment has been made.
- **Account Balance**
View the student account balance, and get notified about any outstanding charges.
- **Holds on Account**
Get notified when there's a new hold on the student account, along with a description of the hold type.

If you grant permission to A [REDACTED] to view the above records, they will be able to access this information in South Alabama Family Connection. You may update your permission levels at any time by visiting [your student page](#).

South Alabama Family Connection

You can also grant access by going to the [South Alabama Family Connection](#) and clicking on the link that says “Are you student or staff? Log in here.”

USA UNIVERSITY OF SOUTH ALABAMA

Stay up to date with South Alabama and your student

Access for families sponsored by University of South Alabama

Log in to get started or [sign up](#)
[Forgot password?](#)

Email

Password

Remember Me

Log in with email

Log in with Facebook

Log in with LinkedIn

Log in with Google

This site is protected by reCAPTCHA and the Google [Privacy Policy](#) and [Terms of Service](#) apply.

Are you student or staff? Log in here.

Your one-stop shop for:

- Access to important campus news and deadlines
- Ability to request access to your student's progress and financial details
- Personalized newsletters on your schedule
- Announcements via email and text message
- Sharing of updates with friends and family

You will be directed to a sign-in page. Enter your University of South Alabama email address and password and click “Log In.”

Click the connection request for which you would like to approve access.

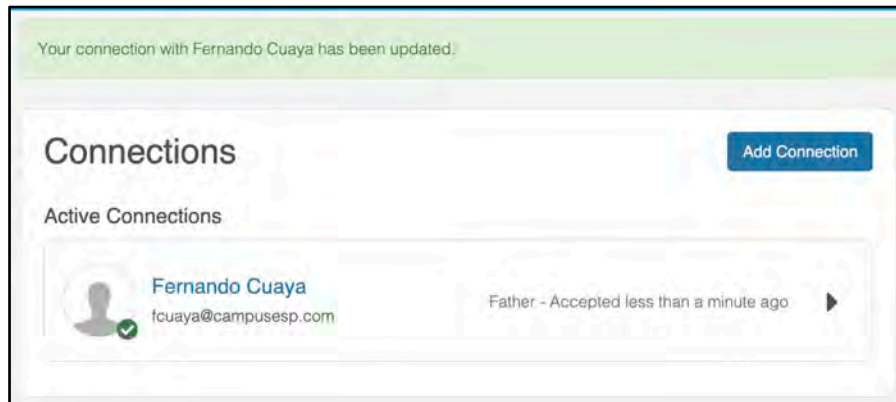
The screenshot shows a user interface titled "Connections" with a blue "Add Connection" button in the top right. Below the title is a section for "NEW Connection Requests". A single request is visible for "Fernando Cuaya" with the email "fcuaya@campusesp.com". The request is from a "Father" and was made "1 minute ago". There is a right-pointing arrow next to the request.

Select the records for which you would like to edit access. You may select to share all records or to individually select the records you'd like to share with the person who requested access. Click "Grant Access."

This screenshot shows the "Select records to share with" interface for the user Fernando Cuaya. It lists various record categories with checkboxes for selection. All categories are currently selected. At the bottom, there are two buttons: "Grant Access" and "Back to Connections".

Records requested	Selected
Academic Information	
Class Schedule/Enrollment View student course schedule, credit hours, and other status information including degree, major and class year.	<input checked="" type="checkbox"/>
Grade(s) Information View student course grades. Final grades will be posted at the end of each semester.	<input checked="" type="checkbox"/>
Financial Information	
Holds on Account Get notified when there's a new hold on the student account, along with a description of the hold type.	<input checked="" type="checkbox"/>
Financial Aid Information View a list of student financial aid awards, the expected amount offered and whether the payment has been made.	<input checked="" type="checkbox"/>
Account Balance View the student account balance, and get notified about any outstanding charges.	<input checked="" type="checkbox"/>

If the update to your connection was successful, you'll be taken back to the Connections screen and see a green banner at the top confirming that the connection has been updated.



Granting New Access

To grant access, go to the [South Alabama Family Connection](#) and click on the link that says “Are you student or staff? Log in here.”

USA UNIVERSITY OF SOUTH ALABAMA

Stay up to date with South Alabama and your student

Access for families sponsored by University of South Alabama

Log in to get started or sign up
Forgot password?

Email

Password

Remember Me

Log in with email

Log in with Facebook

Log in with LinkedIn

Log in with Google

This site is protected by reCAPTCHA and the Google Privacy Policy Terms of Service apply.

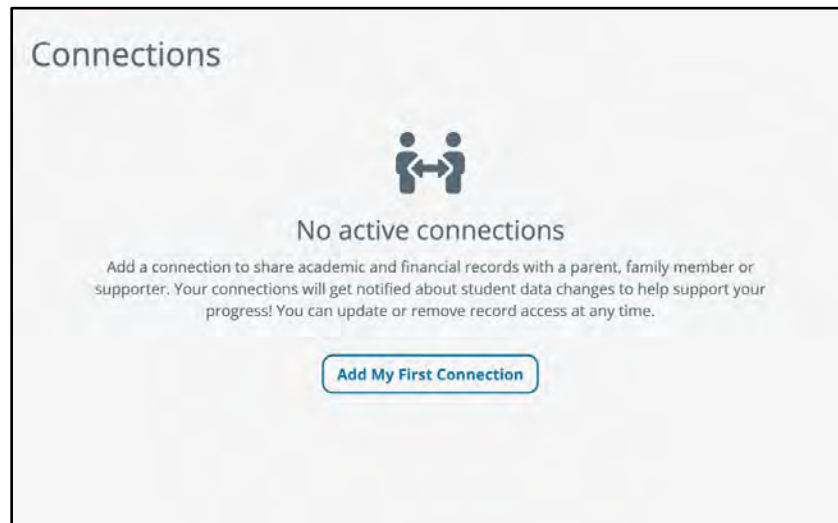
[Are you student or staff? Log in here.](#)

Your one-stop shop for:

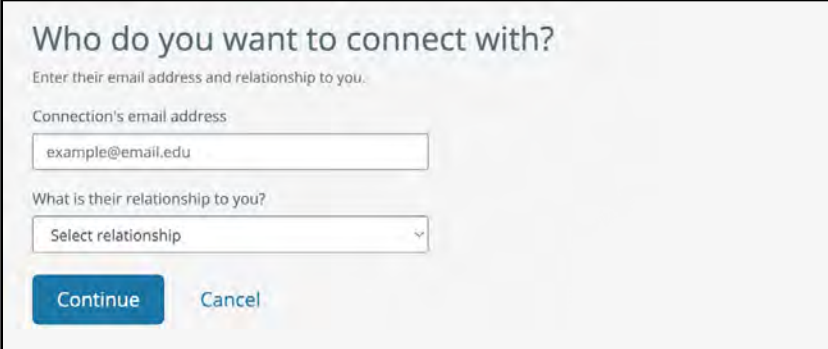
- Access to important campus news and deadlines
- Ability to request access to your student's progress and financial details
- Personalized newsletters on your schedule
- Announcements via email and text message
- Sharing of updates with friends and family

You will be directed to a sign-in page. Enter your University of South Alabama email address and password and click “Log In.”

After you log in, you will be taken to the Connections page where you can click “Add My First Connection.”




Enter the person’s email address and use the drop-down menu to select their relationship to you. Click “Continue.”



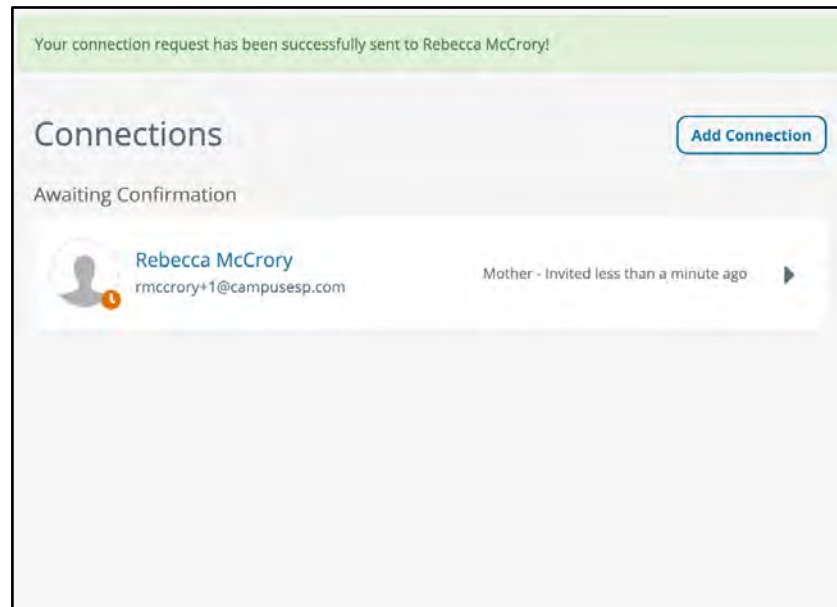
The screenshot shows a form titled "Who do you want to connect with?". Below the title, it says "Enter their email address and relationship to you." There are two input fields: "Connection's email address" with the text "example@email.edu" and "What is their relationship to you?" with a dropdown menu showing "Select relationship". At the bottom, there are two buttons: "Continue" (in blue) and "Cancel".

Select the records you would like to share. You may either select to share all available records or individually select the records you'd like to grant access to. Then, select "Grant Access" at the bottom of the screen.



A green banner will appear at the top of the page to confirm that your connection request was successfully sent to the person you've granted access to. They will receive an email detailing your connection request. You'll receive an email notification if the person confirms your connection request to view aspects of your student record.

And now, feel free to repeat this process if you would like to grant access to additional parents, family members, supporters, etc. You can grant access to anyone who support you!



Directory Information

FERPA identifies certain information, called directory information, that may be disclosed without the student's permission.

- Student's name
- Local and permanent addresses
- Photograph
- Major fields of study
- Dates of attendance
- Enrollment status
- Degrees, awards, and honors received, including selection criteria
- Classification
- Participation in officially recognized activities and sports
- Weight and height, if a member of an athletic team